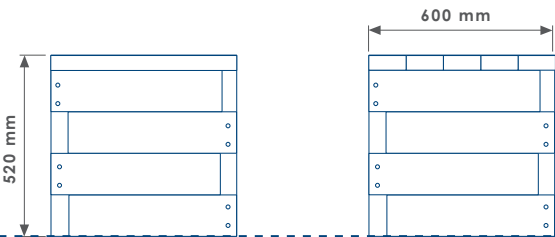
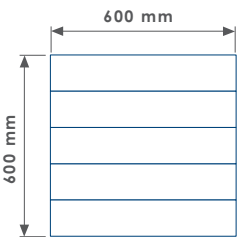


SHELDON CUBE

SBN314



SBN314/FS/TH



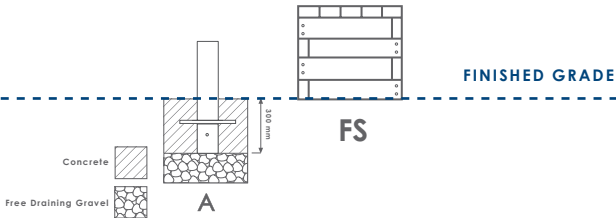
PRODUCT DIMENSIONS

LENGTH: 600 mm	WIDTH: 600 mm	HEIGHT: 520 mm	WEIGHT: 15kg
----------------	---------------	----------------	--------------

NOTES

- Site Engineer to determine suitable fixing method.
- Fixing bolts by others - 12 mm dia. holes (use M10 bolts).
- Size of concrete foundation and concrete mix to be determined on site taking ground conditions into account.
- All products are made to order. This bench can be customized to have bespoke lengths and widths.
- Cubes are normally free standing to allow movement to suit seating layout required.

FIXING OPTIONS



PRODUCT FINISHES

FIXING OPTIONS: Direct Embedment (A) - Free Standing (FS)

SLAT MATERIALS: Treated Redwood Class 3 (TRC3) - Treated Redwood Class 4 (TRC4) - Hardwood Iroko (HI) - Douglas Fir (DF) - Recycled Plastic (RP)